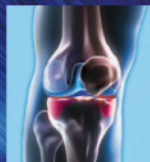
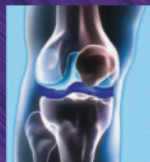


HYALURONIC ACID consists of linear chains of polysaccharides responsible for elasticity and the ability to absorb energy; healthy synovial fluid contains high concentrations of hyaluronic acid. Thanks to its ability to retain water, hyaluronic acid can dampen many physical stresses that act on the joint, with an elastic effect. Therefore, the same molecule can behave both as a lubricant and a shock absorber depending on the degree of stress the joint is subjected to.

In cases of arthritis, there is a loss of the chemical and physical properties of the hyaluronic acid, resulting in the loss of its elasticity and viscosity. The consequence is the interruption of the function of support and nourishment of the cartilage matrix which progressively degenerates.



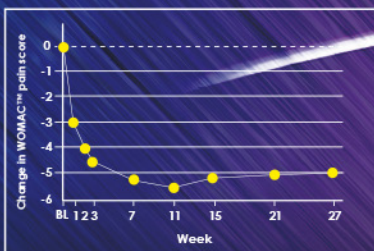
Knee joint
with arthritis



Knee joint
after treatment
with EASYAL

HOW TO USE

Aspirate any joint effusion before injecting EASYAL. Remove the cap from the syringe, taking special care in order to avoid contact with the opening. Insert the needle of the appropriate size (from 18 to 22 G) screwing it tightly, in order to make sure it is perfectly sealed and prevent the solution from leaking. Inject the solution only within the synovial space, at room temperature and in an aseptic condition.



The graph shows how the EASYAL protocol has proven to be effective in reducing pain already after the first dose of product. After three injections, the range of movement, both regarding flexion and extension, increases significantly.

No side effects or systemic reactions have been observed

hyaluronic acid sodium salt **EASYAL**

Optimal treatment of degenerative diseases
and/or inflammatory diseases of all joints



Aerazen Lab S.r.l. - Via Majno, 34 - 20129 Milano
www.aerazenlab.it



hi-tech HA based synovial joints therapy

EASYAL is an injectable product consisting of a buffer solution of hyaluronic acid sodium salt with remarkable viscoelastic properties, highly purified, with a molecular weight between 1,000 and 1,500 kDalton. It exists in two versions: 40 mg/ 2 ml (2%) and 80 mg/ 4 ml (2%). Sodium hyaluronate represents an essential component of synovial fluid to which it gives its particular viscoelastic properties. The sodium hyaluronate of **EASYAL** is achieved through fermentation without any chemical treatments. Is in the form of disposable pre-filled glass syringes with a sterile apyrogenic solution. In rheumatic and degenerative diseases of the joints there is a decrease of the amount of hyaluronic acid with a consequent reduction of the viscosity of the synovial fluid. This results in the deterioration of the function of the joints and pain. The Intra-articular administration of hyaluronic acid is able to restore the viscoelastic properties of the synovial fluid, with a significant improvement of joint mobility and the consequent attenuation of the pain and inflammatory response.

The protocol of **EASYAL2** 40mg/2ml provides for a cycle of 3 weekly injections to determine the attenuation of pain and swelling and regain joint function.

The protocol of **EASYAL4** 80mg/4ml provides for a single injection to determine the attenuation of pain and swelling and regain joint function. **EASYAL** features excellent tolerability and acts only at the level of the joint into which it is injected without exercising any systemic action.

CHONDROPATHY AND VISCOSUPPLEMENTATION

Cartilage, the smooth and flexible tissue that wraps the bones of all the joints allowing them to slide without friction against each other, is subject to a natural degeneration caused by ageing, overload caused by obesity and work that uses the joints mainly. One of the most common chronic degenerative diseases involving the joints is chondropathy, which can be local degenerative, post-traumatic, iatrogenic (NSAIDs or corticosteroids).

Chondropathy alters articular cartilage slowly and gradually causing its destruction. The patient experiences pain in the joints, persistent or recurrent, which limit the movement of the affected areas; in these patients, there is a significant reduction of the viscoelastic capacity of the synovial fluid and this normally determines a reduction in the quality of life of the patient.



The most affected joints are



KNEE



SHOULDER



HIP



FINGERS

The treatment for this type of disease is multimodal and aimed at relieving the symptoms

- Non-drug therapies such as muscular rehabilitation and the reduction of physical stress
 - Systemic drug therapies based on NSAIDs or analgesics
 - Local drug therapies such as the injection of cortisone and intra-articular therapies with hyaluronic acid (viscosupplementation).
- The injection with hyaluronic acid has the immediate effect of restoring the synovial fluid allowing it to work as a lubricant and shock absorber.

This therapy involving the injection of hyaluronates reduces the pain and improves the mobility of the treated joint; it therefore has a curative but also preventive effect against the tissues as it reduces the penetration of inflammatory cells and mediators.

INSTRUCTIONS FOR USE

Box with 1 pre-filled disposable syringe (each syringe contains 40 mg of hyaluronic acid in 2 ml of buffer solution). Sterilized syringes.

Box with 1 pre-filled disposable syringe (each syringe contains 80 mg of hyaluronic acid in 4 ml of buffer solution). Sterilized syringes.

DOSAGE AND INSTRUCTIONS FOR USE

EASYAL (40 mg) Intra-articulate injection of 2 ml of product once a week, for three weeks, unless otherwise indicated by the doctor and depending on the conditions of the patient. If additional cycles of treatment are needed, wait for a period of 6 months. If the doctor deems it appropriate and depending on the conditions of the patient, it is possible to treat more than one joint at the same time.

EASYAL (80 mg) Intra-articulate injection of 4 ml of product once only, unless otherwise indicated by the doctor and depending on the conditions of the patient. If additional cycles of treatment are needed, wait for a period of 6 months. If the doctor deems it appropriate and depending on the conditions of the patient, it is possible to treat more than one joint at the same time.